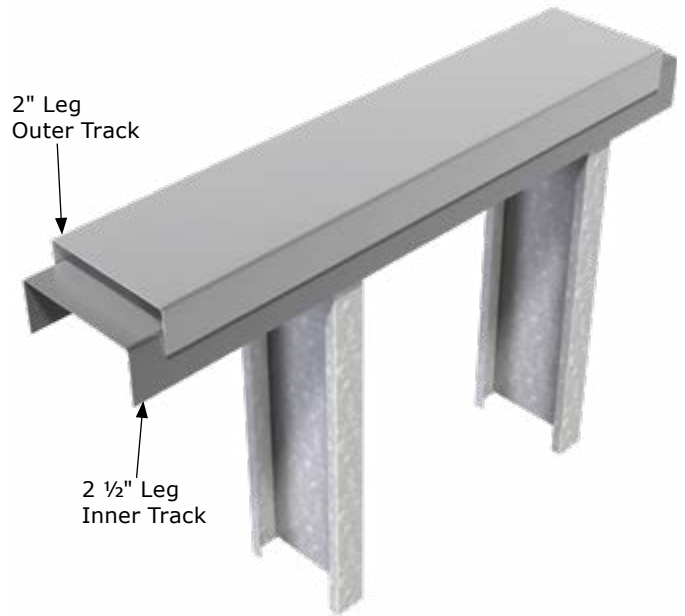


Product Application


TTDS track-in-track deflection system is a two-piece assembly that accommodates deflection of exterior curtain walls and interior partition walls. The outer track is custom-made with a deeper leg and wider web width typically installed to the underside of the floor decking. A pre-constructed wall assembly slides into the deep leg track, and is designed to allow a gap at the top for deflection. The track-in-track assembly cannot be used in axial load-bearing conditions or above continuous window/header spandrels.



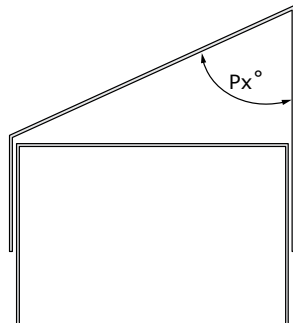
Features and Benefits

- Standard track-in-track deflection system allows up to 1" of vertical movement
- Absorbs head-of-wall and floor extension or compression movement
- Available in custom widths and thicknesses

Track-in-Track Types



Standard Track-in-Track



Track-in-Pitch Track

Specify P° when ordering
Example: 612T250-33-P

Material Composition

- Mill certified steel
- ASTM A653/A1003/C645
- 33 mil
 - 33 ksi yield strength
 - 45 ksi tensile strength
 - G60 galvanized coating
- 43 mil
 - 33 ksi yield strength
 - 45 ksi tensile strength
 - G60 galvanized coating
- 54 mil
 - 57 ksi yield strength
 - 65 ksi tensile strength
 - G60 galvanized coating
- 68 mil
 - 57 ksi yield strength
 - 65 ksi tensile strength
 - G90 galvanized coating
- 97 mil
 - 57 ksi yield strength
 - 65 ksi tensile strength
 - G90 galvanized coating

Order Information

2 1/2" Stud Width TTDS

Part No.	SSMA Reference	Thickness			Outer Track Size (in)	Weight (lbs/ft)
		Mil	Gauge	Inches		
TTDS	250T250-33 / 262T200-33	33	20	0.0346"	2 1/2"	1.47
	250T250-43 / 262T200-43	43	18	0.0451"	2 1/2"	1.92
	250T250-54 / 262T200-54	54	16	0.0566"	2 1/2"	2.41
	250T250-68 / 275T200-68	68	14	0.0713"	2 3/4"	3.06
	250T250-97 / 275T200-97	97	12	0.1017"	2 3/4"	4.37

3 1/2" Stud Width TTDS

Part No.	SSMA Reference	Thickness			Outer Track Size (in)	Weight (lbs/ft)
		Mil	Gauge	Inches		
TTDS	350T250-33 / 362T200-33	33	20	0.0346"	2 1/2"	1.70
	350T250-43 / 362T200-43	43	18	0.0451"	2 1/2"	2.21
	350T250-54 / 362T200-54	54	16	0.0566"	2 1/2"	2.78
	350T250-68 / 375T200-68	68	14	0.0713"	2 3/4"	3.53
	350T250-97 / 375T200-97	97	12	0.1017"	2 3/4"	5.03

TTDS - Track-in-Track Deflection System

3 5/8" Stud Width TTDS

Part No.	SSMA Reference	Thickness			Size (in)	Weight (lbs/ft)
		Mil	Gauge	Inches		
TTDS	362T250-33 / 375T200-33	33	20	0.0346"	3 3/4"	1.72
	362T250-43 / 375T200-43	43	18	0.0451"	3 3/4"	2.25
	362T250-54 / 375T200-54	54	16	0.0566"	3 3/4"	2.82
	362T250-68 / 387T200-68	68	14	0.0713"	3 3/4"	3.58
	362T250-97 / 387T200-97	97	12	0.1017"	3 3/4"	5.11

4" Stud Width TTDS

Part No.	SSMA Reference	Thickness			Size (in)	Weight (lbs/ft)
		Mil	Gauge	Inches		
TTDS	400T250-33 / 412T200-33	33	20	0.0346"	4 1/4"	1.81
	400T250-43 / 412T200-43	43	18	0.0451"	4 1/4"	2.36
	400T250-54 / 412T200-54	54	16	0.0566"	4 1/4"	2.96
	400T250-68 / 425T200-68	68	14	0.0713"	4 1/4"	3.76
	400T250-97 / 425T200-97	97	12	0.1017"	4 1/4"	5.36

5 1/2" Stud Width TTDS

Part No.	SSMA Reference	Thickness			Size (in)	Weight (lbs/ft)
		Mil	Gauge	Inches		
TTDS	550T250-33 / 562T200-33	33	20	0.0346"	5 5/8"	2.15
	550T250-43 / 562T200-43	43	18	0.0451"	5 5/8"	2.80
	550T250-54 / 562T200-54	54	16	0.0566"	5 5/8"	3.51
	550T250-68 / 575T200-68	68	14	0.0713"	5 3/4"	4.45
	550T250-97 / 575T200-97	97	12	0.1017"	5 3/4"	6.35

6" Stud Width TTDS

Part No.	SSMA Reference	Thickness			Size (in)	Weight (lbs/ft)
		Mil	Gauge	Inches		
TTDS	600T250-33 / 612T200-33	33	20	0.0346"	6 1/4"	2.26
	600T250-43 / 612T200-43	43	18	0.0451"	6 1/4"	2.94
	600T250-54 / 612T200-54	54	16	0.0566"	6 1/4"	3.69
	600T250-68 / 625T200-68	68	14	0.0713"	6 1/4"	4.68
	600T250-97 / 625T200-97	97	12	0.1017"	6 1/4"	6.68

8" Stud Width TTDS

Part No.	SSMA Reference	Thickness			Size (in)	Weight (lbs/ft)
		Mil	Gauge	Inches		
TTDS	800T250-33 / 812T200-33	33	20	0.0346"	8 1/4"	2.71
	800T250-43 / 812T200-43	43	18	0.0451"	8 1/4"	3.53
	800T250-54 / 812T200-54	54	16	0.0566"	8 1/4"	4.43
	800T250-68 / 825T200-68	68	14	0.0713"	8 1/4"	5.61
	800T250-97 / 825T200-97	97	12	0.1017"	8 1/4"	8.00